

Edge Profiles

Please Note: Some edge profiles are not available on certain stones.

These illustrations are for examples only. They are not to exact scale, and the process of hand-cutting and polishing various types of stone can lead to softer or sharper details.

Standard Edges



Standard Pencil
Polished by hand
(3cm, 2cm)



Standard Bevel
-3/16" bevel
(3cm, 2cm)

Entry-Level Edges



3/8" Round Top
(3cm, 2cm)



1/4" Bevel
Polished by hand
(3cm, 2cm)



3/8" Round Top and Bottom
(3cm, 2cm)

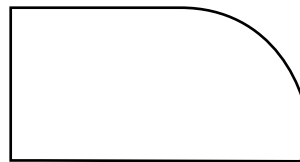


1/2" Bevel
Polished by hand
(3cm, 2cm)

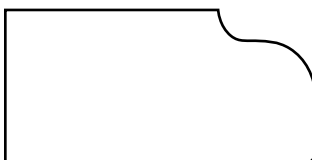
Mid-Level Edges



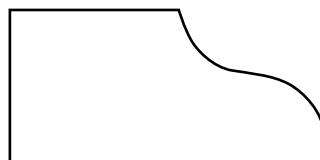
Full Bullnose
(3cm, 2cm)



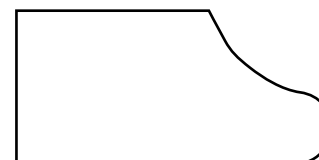
Demi Bullnose
(3cm)



2cm Small Ogee
(3cm, 2cm)



3cm Big Ogee
(3cm, 2cm)

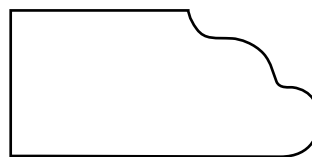


Coved Ogee
(3cm)

Premium Edges



Chiseled
Cut by hand
(3cm, 2cm)



Bullnose Ogee
(3cm)